

1-2-BOOK

Facility User Guide

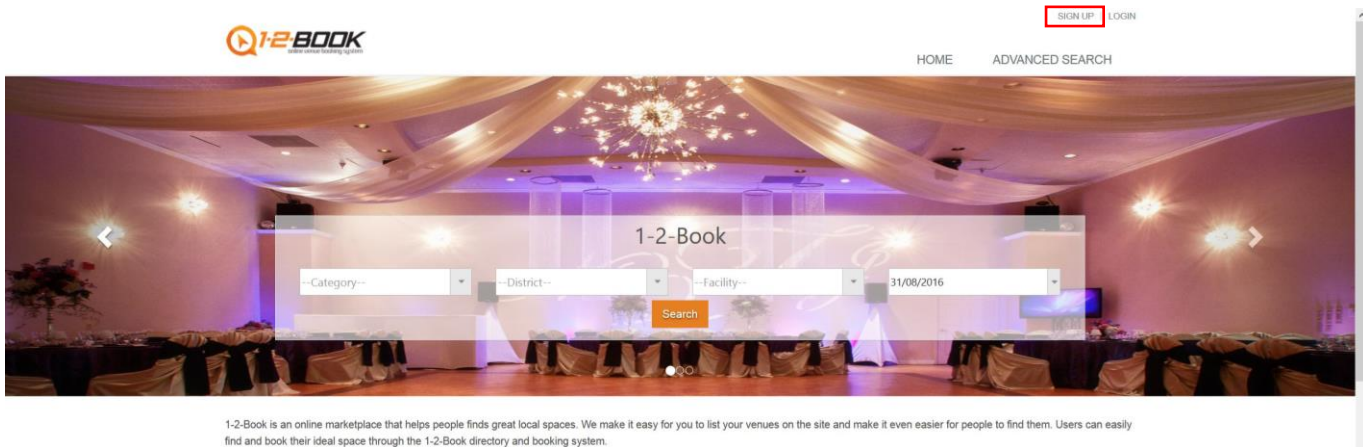


USER REGISTRATION



STEP 1 SIGN UP

- 1.1 Go to 1-2-BOOK Homepage at <https://www.12book.com.bn/home.html/>.



- 1.2 Click 'SIGN UP' at top right of the Homepage.

STEP 2 REGISTRATION

Home > Sign Up > Registration

Facility User

Already Signed Up? Click [Sign In](#) to login your account.

Facility User
 Facility Provider

User ID *	<input type="text"/>	Last Name *	<input type="text"/>
First Name *	<input type="text"/>	Mobile No *	<input type="text"/>
Email Id *	<input type="text"/>	Retype Password *	<input type="text"/>
Password *	<input type="text"/>	Organization *	<input type="text"/>
Organization Type *	--Select--	Address	<input type="text"/>
Customer Group *	--Select--		
District	--Select--		
Kampong	--Select--		

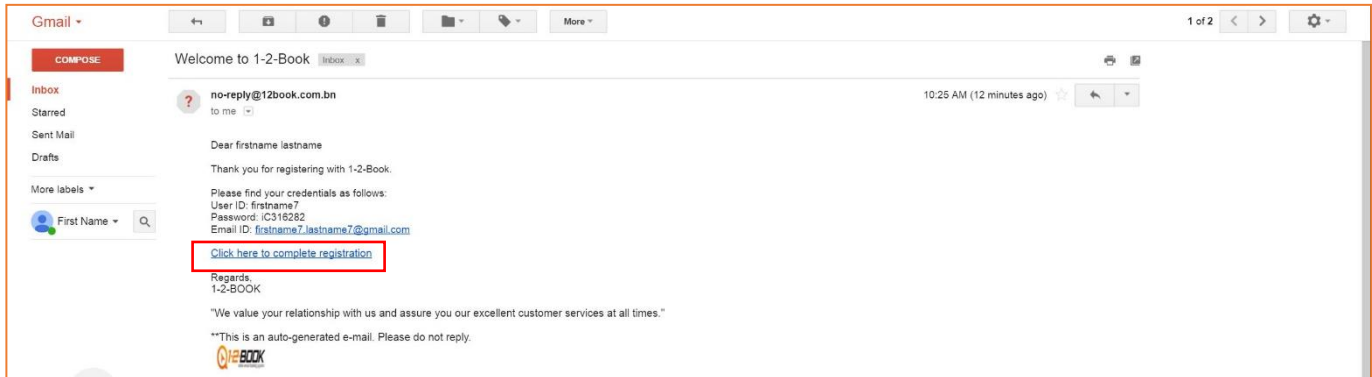
Note: Email ID/User ID shall be used for Login

I agree to the Terms and Conditions.

- 2.1 Select 'Facility User'.
2.2 Fill in the required details.
2.3 Tick 'I agree to the Terms and Conditions' box.
2.4 Click 'Submit'.

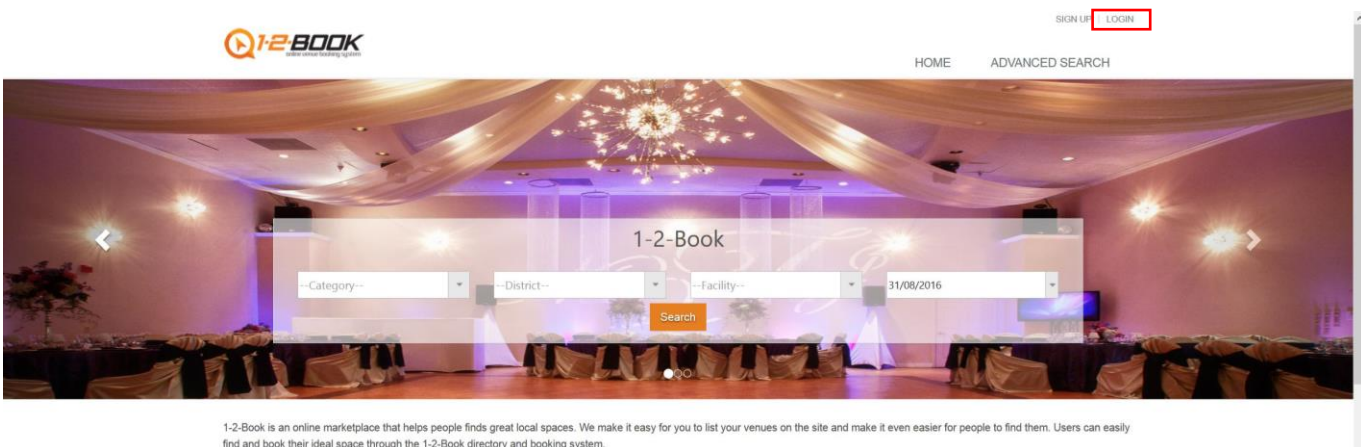
Note: An Email will be sent to the registered Email ID with activation link. Please click on the link to complete registration.

STEP 3 ACCOUNT ACTIVATION

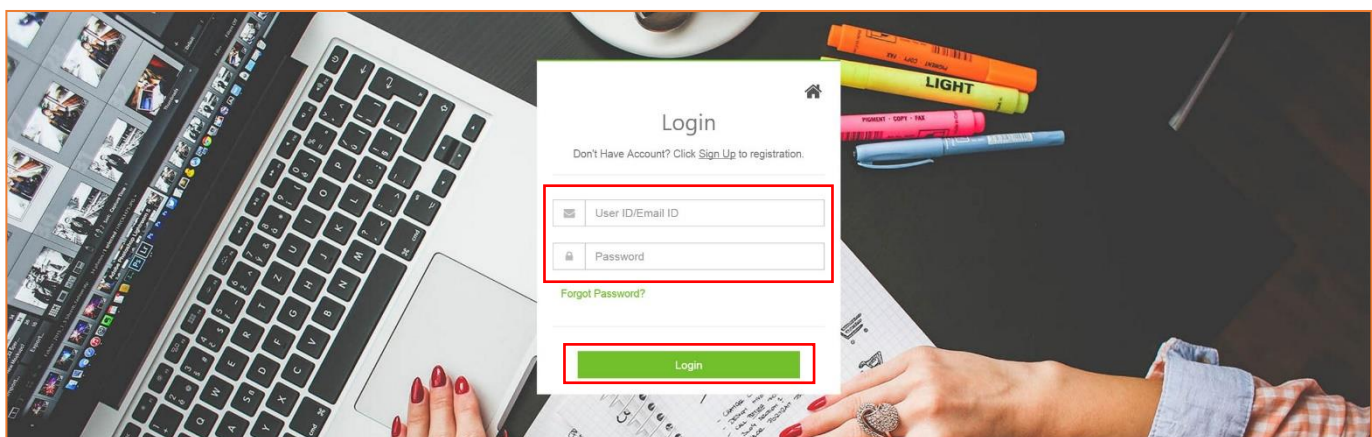


- 3.1 Click 'Click here to complete registration' link from the Email being sent.

STEP 4 LOGIN



- 4.1 Click 'LOGIN' at top right of the Homepage.



- 4.2 Enter the registered User ID / Email ID and Password in the respective text field.
- 4.3 Click 'LOGIN'.